

RH ALLIANCE AGGRESSIVE



ABOUT

Investment objective is to achieve long-term capital appreciation by investing across asset classes to take advantage of market cycles

Investment philosophy is to deliver risk-adjusted returns for investors having lower risk appetite. The approach looks to provide a solution for achieving investors' goals like retirement.

PERFORMANCE

	6M	1Y	3Y	5Y	SI
RH ALLIANCE AGGRESSIVE	-7.7%	13.1%	14.5%	17.0%	11.0%
NSE MAI-2	-6.7%	4.1%	9.7%	12.8%	10.2%

STRATEGY DETAILS

STRATEGY	RH ALLIANCE AGGRESSIVE
BENCHMARK	NSE MULTI ASSET INDEX 2
SINCE INCEPTION	Dec'14

TOP 5 HOLDINGS

SECURITY	WEIGHTS
ICICI Pru Savings Fund	5.33%
ICICI Bank Ltd.	5.11%
Dixon Technologies (India) Ltd.	4.66%
Trent Ltd.	4.51%
Bharat Electronics Ltd.	4.22%

ASSET ALLOCATION

ASSET	WEIGHTS
EQUITY	57.56%
DEBT & HYBRID FUNDS	29.24%
GOLD	6.22%
CASH	6.98%

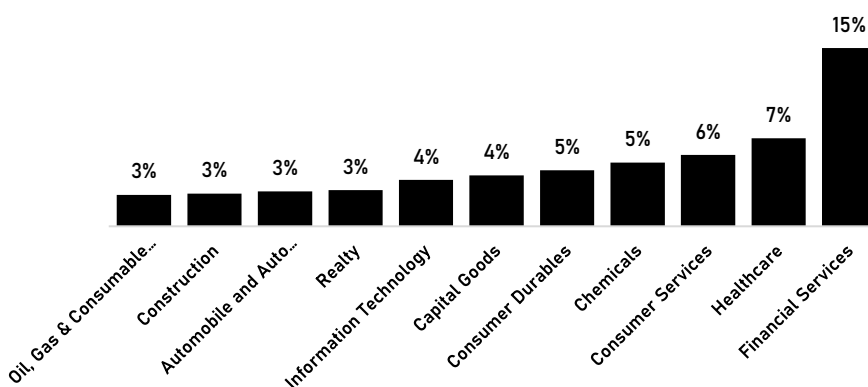
SCHEDULE OF CHARGES

Min Investment Rs. 50 Lakhs

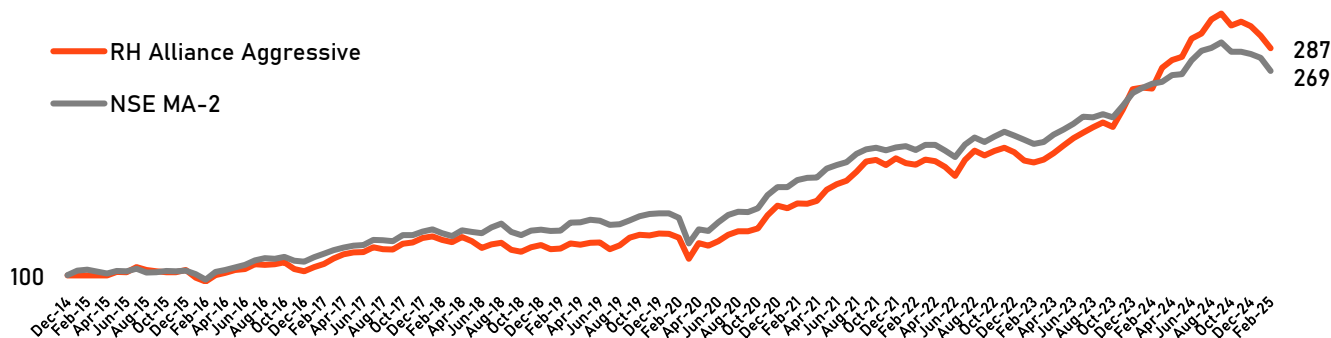
Management Fee Structure 1) Fixed Fee

Exit Load Year One: 1%

EQUITY SECTOR ALLOCATION



NAV GRAPH OF STRATEGY SINCE INCEPTION



RH ALLIANCE MODERATE



ABOUT

Investment objective is to achieve long-term capital appreciation by investing across asset classes to take advantage of market cycles

Investment philosophy is to deliver risk-adjusted returns for investors having lower risk appetite. The approach looks to provide a solution for achieving investors' goals like retirement.

PERFORMANCE

	6M	1Y	3Y	5Y	SI
RH ALLIANCE MODERATE	-8.1%	6.1%	10.3%	12.3%	10.4%
NSE MAI-2	-6.7%	4.1%	9.7%	12.8%	10.7%

STRATEGY DETAILS

STRATEGY	RH ALLIANCE MODERATE
BENCHMARK	NSE MULTI ASSET INDEX 2
SINCE INCEPTION	Oct'16

TOP 5 HOLDINGS

SECURITY	WEIGHTS
ICICI Pru FI Plan	7.50%
Trent Ltd.	5.80%
Dixon Technologies (India) Ltd.	5.33%
Infosys Ltd.	4.64%
Reliance Industries Ltd.	4.39%

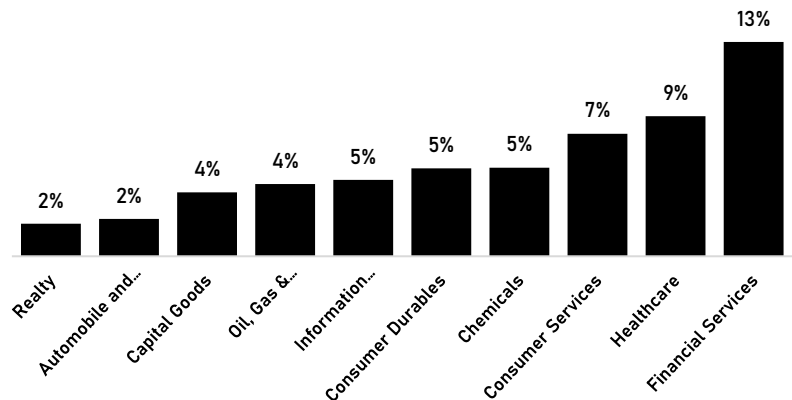
ASSET ALLOCATION

ASSET	WEIGHTS
EQUITY	57.08%
DEBT & HYBRID FUNDS	32.55%
GOLD	6.70%
CASH	3.67%

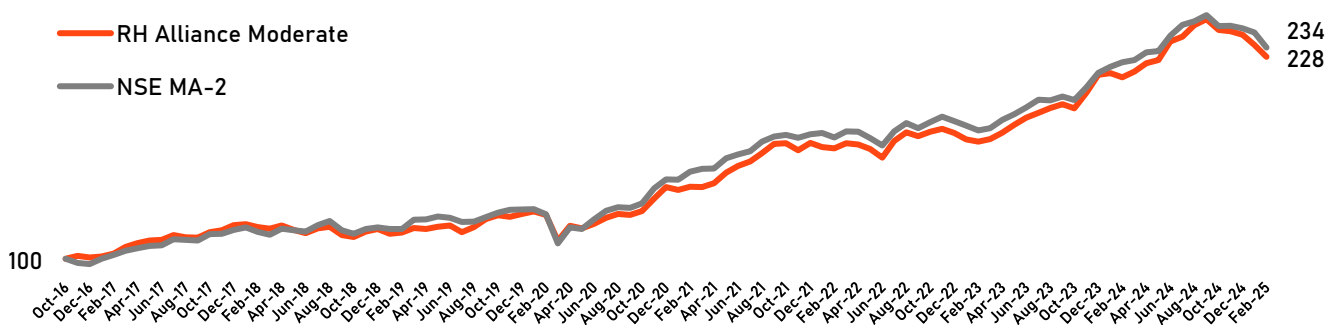
SCHEDULE OF CHARGES

Min Investment	Rs. 50 Lakhs
Management Fee Structure	1) Fixed Fee
Exit Load	Year One: 1%

EQUITY SECTOR ALLOCATION



NAV GRAPH OF STRATEGY SINCE INCEPTION



RH ALLIANCE CONSERVATIVE



ABOUT

Investment objective is to achieve long-term capital appreciation by investing across asset classes to take advantage of market cycles

Investment philosophy is to deliver risk-adjusted returns for investors having lower risk appetite. The approach looks to provide a solution for achieving investors' goals like retirement.

PERFORMANCE

	6M	1Y	3Y	5Y	SI
RH ALLIANCE CONSERVATIVE	-5.9%	8.7%	10.0%	12.9%	10.4%
NSE MAI-2	-6.7%	4.1%	9.7%	12.8%	10.9%

STRATEGY DETAILS

STRATEGY	RH ALLIANCE CONSERVATIVE
BENCHMARK	NSE MULTI ASSET INDEX 2
SINCE INCEPTION	Dec'15

TOP 5 HOLDINGS

SECURITY	WEIGHTS
ICICI Pru Banking & PSU Debt Fund	34.54%
ICICI Pru Long Term Bond Fund	7.15%
ICICI Pru BAF	6.62%
Trent Ltd.	4.72%
8.05% M&M Financial Services Ltd	3.82%

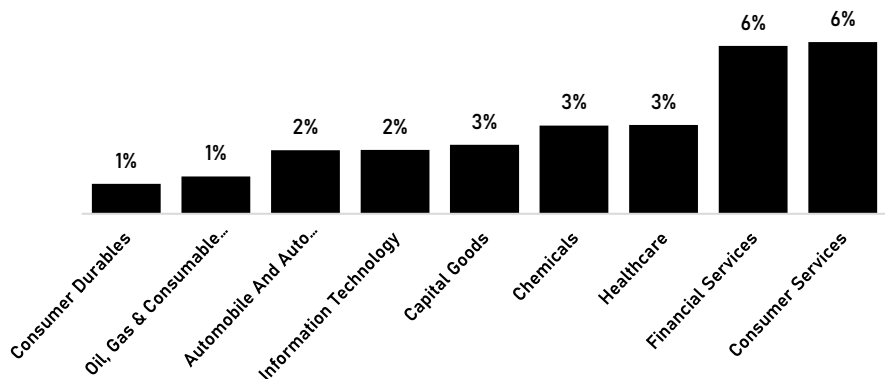
ASSET ALLOCATION

ASSET	WEIGHTS
EQUITY	28.55%
DEBT & HYBRID FUNDS	66.40%
GOLD	4.64%
CASH	0.41%

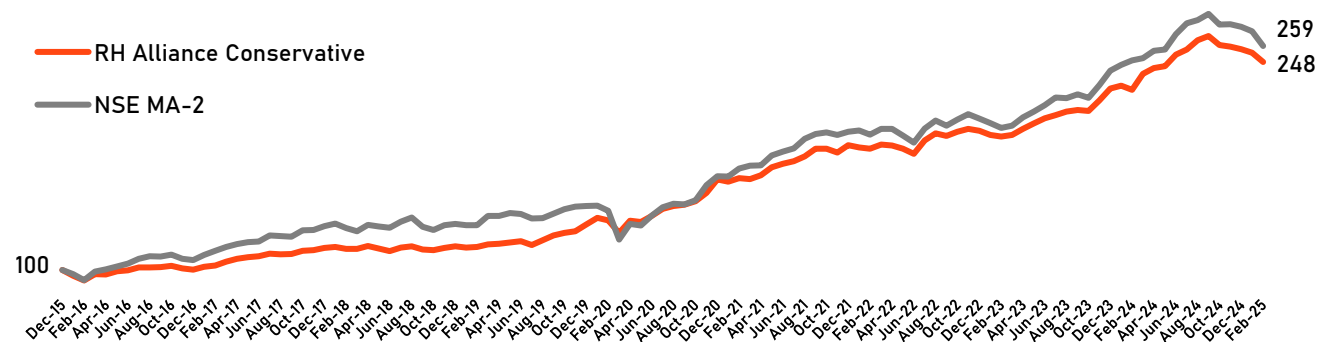
SCHEDULE OF CHARGES

Min Investment	Rs. 50 Lakhs
Management Fee Structure	1) Fixed Fee
Exit Load	Year One: 1%

EQUITY SECTOR ALLOCATION



NAV GRAPH OF STRATEGY SINCE INCEPTION



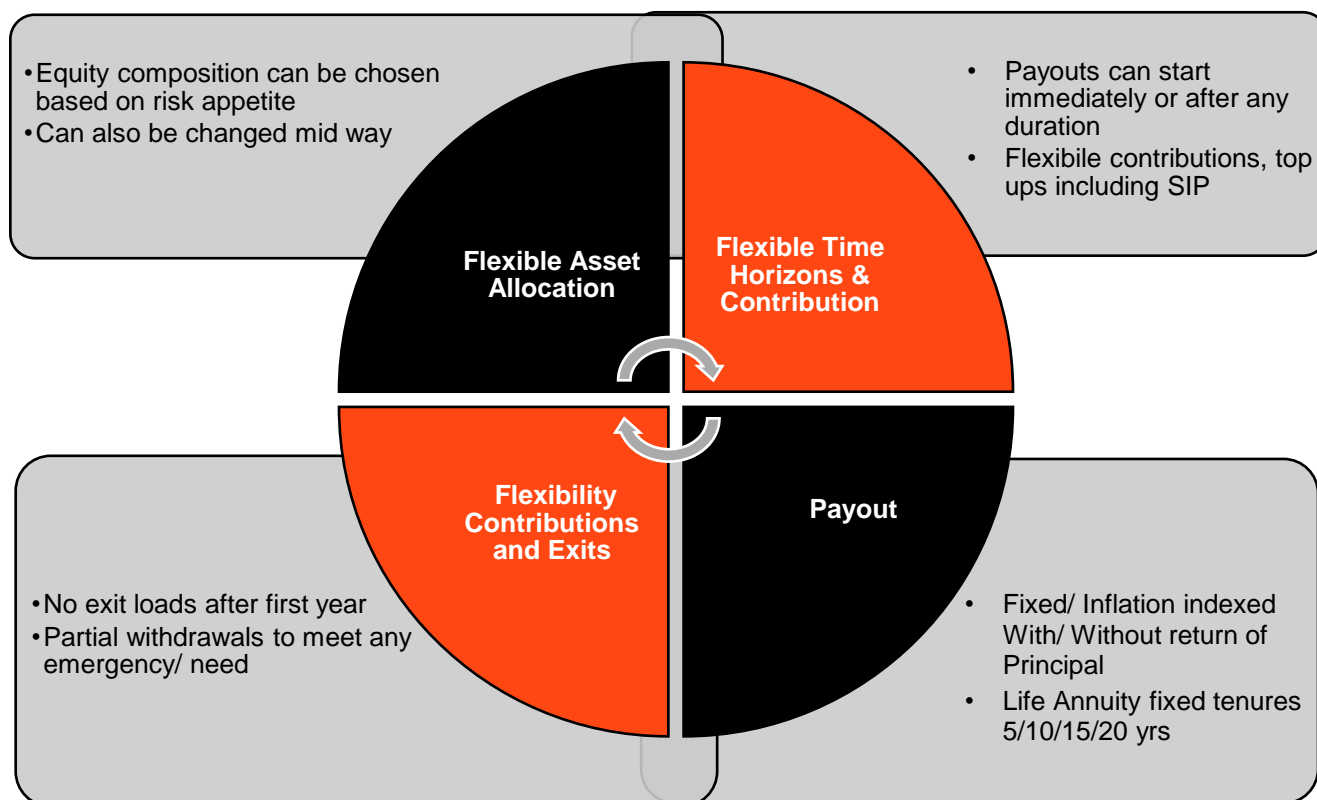
RIGHT HORIZONS PMS

RH PMS is a discretionary Portfolio Management Services firm, started operations in 2012, after years of rigorous fundamental & technical research by the Right Horizons Group before inception. Over this period, we have developed an expertise in picking stocks that can do well on a risk-adjusted basis which is also demonstrated in our portfolio performance during volatile market conditions. The Fund Management Team has a combined experience of more than forty years in investment and research and is headed by Mr. Anil Rego, who is a seasoned investor of more than twenty years of investing experience and is supported by CFAs, IIT and IIM graduates.

RH FUND HOUSE PHILOSOPHY

"We strive to deliver a superior risk-adjusted return through a robust risk management methodology, using a structured investment process and an in-depth Fundamental and Quantitative Analysis framework."

RH ALLIANCE FLEXIBILITY



DISCLAIMER

This Confidential Document has been prepared by Right Horizons PMS Pvt. Ltd. (hereafter referred to as RHPMPL). The information and opinions contained in this document have been compiled or arrived at by RHPMPL from published sources which we believe to be reliable and accurate and in good faith but which, without further investigation, cannot be warranted as to their accuracy, completeness or correctness. All information, opinions and estimates contained in this document should be considered as preliminary & indicative, veracity of which cannot be ascertained without further detailed information availability and analysis.

The information contained in this Document is selective and is subject to updating, expansion, revision, and amendment. While the information provided herein is believed to be accurate and reliable, RHPMPL (nor any of their respective affiliates, subsidiaries, advisors, and agents thereof) does not make any representations or warranties, expressed or implied, as to the accuracy or completeness of such information and data. Nothing contained in this Document is, or shall be relied upon, as a promise or representation by RHPMPL. In furnishing this Document, RHPMPL reserves the right to replace or amend the Document at any time.

This Document may contain statements regarding RHPMPL and or the management's intentions, hopes, beliefs, expectations, or predictions of the future that are forward-looking statements. It is important to note that the actual results could differ materially from those projected