

RH SUPERVALUE



ABOUT

A Concentrated mid & small-cap-oriented portfolio focused on identifying multi-bagger stocks.

Benchmark agnostic sectoral exposure.

Benchmark-aligned market cap exposure.

PERFORMANCE

	1Y	3Y	5Y	Since Nov'20	SI
STRATEGY	30.14%	44.58%	22.68%	41.97%	17.66%
BSE 500 TRI	17.41%	25.15%	13.49%	20.62%	14.32%

STRATEGY DETAILS

STRATEGY	RH SV
BENCHMARK	BSE 500 TRI
Since Inception of Current Fund Management Team	NOV'20
Since Inception	NOV'12

TOP 5 HOLDINGS

SECURITY	WEIGHTS
Polycab India Ltd.	7.85%
Kei Industries Ltd.	6.67%
Sirca Paints India Ltd.	6.63%
Apollo Pipes Ltd.	5.91%
Ugro Cap	4.88%

TOP 5 SECTOR

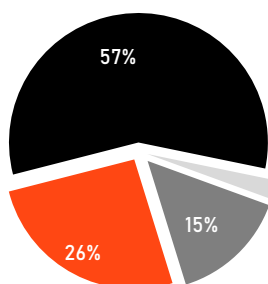
Consumer	31%
Financials	17%
Capital goods	15%
Others	9%
Pharma	9%

SCHEDULE OF CHARGES

Min Investment	Rs. 50 Lakhs
Management Fee Structure	1) Fixed Fee 2) Hybrid Fee
Exit Load	Year One: 2% Year Two: 1%

M-CAP SPLIT

■ Large Cap ■ Mid Cap
■ Small Cap ■ Cash Balance

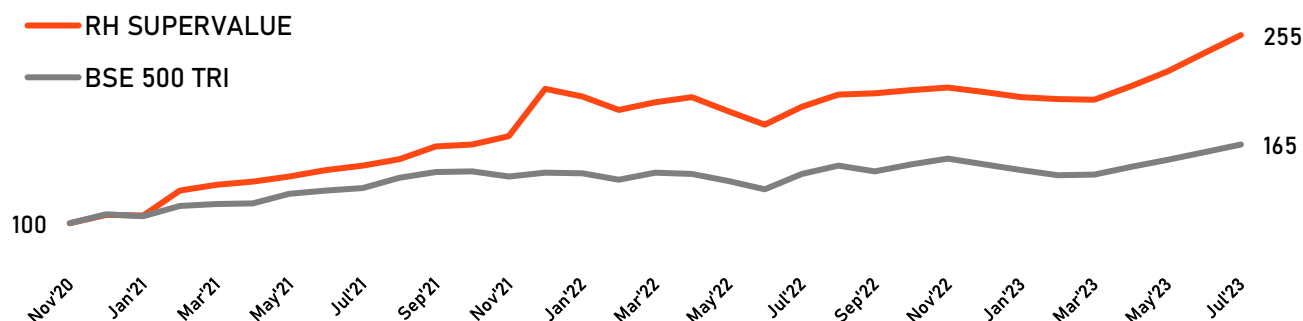


RISK RATIOS

Metrics	Strategy	Benchmark
Standard Deviation	19.81%	19.81%
Beta	0.75	1.00
Sharpe Ratio	1.45	0.63
Treynor Ratio	0.38	0.12

**All risk ratios have been calculated since the inception of the current Fund Management Team

NAV GRAPH OF STRATEGY SINCE INCEPTION OF CURRENT FUND MANAGEMENT TEAM



RIGHT HORIZONS PMS

RH PMS is a discretionary Portfolio Management Services firm, started operations in 2012, after years of rigorous fundamental & technical research by the Right Horizons Group before inception. Over this period, we have developed an expertise in picking stocks that can do well on a risk-adjusted basis which is also demonstrated in our portfolio performance during volatile market conditions. The Fund Management Team has a combined experience of more than forty years in investment and research and is headed by Mr. Anil Rego, who is a seasoned investor of more than twenty years of investing experience and is supported by CFAs, IIT and IIM graduates.

RH FUND HOUSE PHILOSOPHY

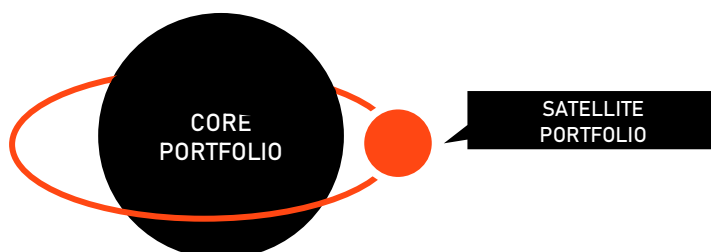
"We strive to deliver a superior risk-adjusted return through a robust risk management methodology, using a structured investment process and an in-depth Fundamental and Quantitative Analysis framework."

RH INVESTMENT PROCESS



CORE & SATELLITE PORTFOLIO

- Core Portfolio: Capital Efficient high growth companies (~80% portfolio allocation)
- Satellite Portfolio: Turnaround stories/ Contrarian bets having a higher margin of safety and greater risk-reward potential (~20% portfolio allocation)



DISCLAIMER

This Confidential Document has been prepared by Right Horizons PMS Pvt. Ltd. (hereafter referred to as RHPMPL). The information and opinions contained in this document have been compiled or arrived at by RHPMPL from published sources which we believe to be reliable and accurate and in good faith but which, without further investigation, cannot be warranted as to their accuracy, completeness or correctness. All information, opinions and estimates contained in this document should be considered as preliminary & indicative, veracity of which cannot be ascertained without further detailed information availability and analysis.

The information contained in this Document is selective and is subject to updating, expansion, revision, and amendment. While the information provided herein is believed to be accurate and reliable, RHPMPL (nor any of their respective affiliates, subsidiaries, advisors, and agents thereof) does not make any representations or warranties, expressed or implied, as to the accuracy or completeness of such information and data. Nothing contained in this Document is, or shall be relied upon, as a promise or representation by RHPMPL. In furnishing this Document, RHPMPL reserves the right to replace or amend the Document at any time.

This Document may contain statements regarding RHPMPL and or the management's intentions, hopes, beliefs, expectations, or predictions of the future that are forward-looking statements. It is important to note that the actual results could differ materially from those projected